



CONTAINER TYPES

Zeecontainers

Voor opslag en transport
 Te huur en te koop inclusief slot
 Afmetingen volgens ISO norm
 Goed afsluitbaar en inbraakveilig
 Stapelbaar





Container	Interior Dimensions	Top Opening	Door Opening	Cubic Capacity	Tare Weight	Payload*
	L 2,275 mm				715 kg	5,715 kg
	W 2,107 mm	--	--	10 cbm	1,580 lbs	12,600 lbs
	H 2,070 mm					
	L 2,831 mm				955 kg	10,955 kg
	W 2,344 mm	--	--	16 cbm	2,110 lbs	24,140 lbs
	H 2,376 mm					
	L 5,919 mm		W 2,286mm	33.0 cbm	1,900 kg	22,100 kg
	W 2,340 mm	--	H 2,278mm	1,165 cu.ft	4,189 lbs	48,721 lbs
	H 2,380 mm					
	L 12,056 mm		W 2,340mm	76.0 cbm	2,900 kg	29,600 kg
	W 2,347 mm	--	H 2,585mm	2,684 cu.ft	6,393 lbs	65,256 lbs
	H 2,684 mm					
	L 13,582 mm		W 2,340mm	85.7 cbm	3,900 kg	28,600 kg
	W 2,347 mm	--	H 2,585mm	3,026 cu.ft	8,598 lbs	63,052 lbs
	H 2,690 mm					

*Payload subject to legal (local) road weight limitations

Open Top Containers

Voor opslag en transport
 Speciaal ontwikkeld voor (hoge) lading, welke via de bovenzijde van de container geladen kan worden.
 Te huur en te koop
 Afmetingen volgens ISO norm
 Stapelbaar





Container	Interior Dimensions	Top Opening	Door Opening	Cubic Capacity	Tare Weight	Payload*
	L 5,919 mm	L 5,425mm	W 2,286mm	31.6 cbm	2,174 kg	21,826 kg
	W 2,340 mm	W 2,222mm	H 2,251mm	1.116 cu.ft	4,793 lbs	48,117 lbs
	H 2,286 mm					
	L 12,043 mm	L 11,585mm	W 2,279mm	64.0 cbm	4,300 kg	26,181 kg
	W 2,340 mm	W 2,162mm	H 2,278mm	2,260 cu.ft	9,480 lbs	57,720 lbs
	H 2,272 mm					

*Payload subject to legal (local) road weight limitations

Flatrack en platformcontainers



Speciaal ontwikkeld voor zware lading en lading welke een over-breedte en/of een overhoogte hebben.

Container	Interior Dimensions	Tare Weight	Payload*
 20' Flat Rack Container	L 5,662 mm W 2,438 mm H 2,327 mm	2.500 kg	21.470 kg
 20' Collapsible Flat Rack Container	L 5,946 mm W 2,126 mm H 2,233 mm	2.900 kg	26.500 kg
 40' Flat Rack Container	L 12,080 mm W 2,438 mm H 2,103 mm	5.480 kg	25.000 kg
 40' Collapsible Flat Rack Container	L 12,080 mm W 2,126 mm H 2,043 mm	5.800 kg	29.000 kg

*Payload subject to legal (local) road weight limitations

Koel-vriescontainers

Voor geconditioneerd opslag en transport

Te huur en te koop

Voorzien van koelaggregaat voeding 220V of 380V

Instelbaar van -25 tot +25 graden celcius

Een veilig opslag en transportmiddel voor bederfelijke waar





Afmetingen volgens ISO norm

Goed afsluitbaar en inbraakveilig














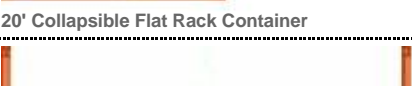

Stapelbaar

Roestvrijstalen binnenbekleding



Container	Interior Dimensions	Door Opening	Cubic Capacity	Tare Weight	Payload*
 10' Reefer Container	L 2,500 mm W 2,286 mm H 2,266 mm	W 2,286 mm H 2,188 mm	13 cbm	1.500 kg	10.000 kg
 20' Reefer Container	L 5,428 mm W 2,266 mm H 2,240 mm	W 2,286 mm H 2,188 mm	27.5 cbm 971 cu.ft	2,940 kg 6,482 lbs	24,060 kg 53,043 lbs
 40' Reefer Container	L 11,207 mm W 2,246 mm H 2,183 mm	W 2,286 mm H 2,188 mm	54.9 cbm 1,939 cu.ft	4,840 kg 10,670 lbs	25,640 kg 56,526 lbs
 40' High Cube Reefer Container	L 11,628 mm W 2,294 mm H 2,509 mm	W 2,290 mm H 2,535 mm	66.9 cbm 2,363 cu.ft	4,430 kg 9,766 lbs	28,070 kg 61,883 lbs

*Payload subject to legal (local) road weight limitations

Container	Interior Dimensions	Top Opening	Door Opening	Cubic Capacity	Tare Weight	Payload*
	L 2,275 mm W 2,107 mm H 2,070 mm	--	--	10 cbm	715 kg 1,580 lbs	5,715 kg 12,600 lbs
8'Dry Standard Container						
	L 2,831 mm W 2,344 mm H 2,376 mm	--	--	16 cbm	955 kg 2,110 lbs	10,955 kg 24,140 lbs
10'Dry Standard Container						
	L 5,919 mm W 2,340 mm H 2,380 mm	--	W 2,286mm H 2,278mm	33.0 cbm 1,165 cu.ft	1,900 kg 4,189 lbs	22,100 kg 48,721 lbs
20'Dry Standard Container						
	L 12,045 mm W 2,309 mm H 2,379 mm	--	W 2,280mm H 2,278mm	67.3 cbm 2,377 cu.ft	3,084 kg 6,799 lbs	27,396 kg 60,397 lbs
40'Dry Standard Container						
	L 12,056 mm W 2,347 mm H 2,684 mm	--	W 2,340mm H 2,585mm	76.0 cbm 2,684 cu.ft	2,900 kg 6,393 lbs	29,600 kg 65,256 lbs
40'High Cube Dry Container						
	L 13,582 mm W 2,347 mm H 2,690 mm	--	W 2,340mm H 2,585mm	85.7 cbm 3,026 cu.ft	3,900 kg 8,598 lbs	28,600 kg 63,052 lbs
45'High Cube Dry Container						
	L 5,919 mm W 2,340 mm H 2,286 mm	L 5,425mm W 2,222mm	W 2,286 mm H 2,251 mm	31.6 cbm 1,116 cu.ft	2,174 kg 4,793 lbs	21,826 kg 48,117 lbs
20'Open Top Container						
	L 12,043 mm W 2,340 mm H 2,272 mm	L 11,585mm W 2,162mm	W 2,279mm H 2,278mm	64.0 cbm 2,260 cu.ft	4,300 kg 9,480 lbs	26,181 kg 57,720 lbs
40'Open Top Container						
	L 2,500 mm H 2,286 mm W 2,266 mm	W 2,286 mm H 2,188 mm	--	--	1,500 kg	10,000 kg
10'Reefer Container						
	L 5,428 mm W 2,266 mm H 2,240 mm	--	W 2,286mm H 2,188mm	27.5 cbm 971 cu.ft	2,940 kg 6,482 lbs	24,060 kg 53,043 lbs
20'Reefer Container						
	L 11,207 mm W 2,246 mm H 2,183 mm	--	W 2,216mm H 2,118mm	54.9 cbm 1,939 cu.ft	4,840 kg 10,670 lbs	25,640 kg 56,526 lbs
40'Reefer Container						
	L 11,628 mm W 2,294 mm H 2,509 mm	--	W 2,290mm H 2,535mm	66.9 cbm 2,363 cu.ft	4,430 kg 9,766 lbs	28,070 kg 61,883 lbs
40'High Cube Reefer Container						
	L 5,662 mm W 2,438 mm H 2,327 mm	--	--	--	2,500 kg	21,470 kg
Flattop container						
	L 5,946 mm W 2,126 mm H 2,233 mm	--	--	--	2,900 kg	26,500 kg
20' Collapsible Flat Rack Container						
	L 12,080 mm W 2,438 mm H 2,103 mm	--	--	--	5,480 kg	25,000 kg
40' Flat Rack Container						
	L 12,080 mm W 2,126 mm H 2,043 mm	--	--	--	5,800 kg	29,000 kg
40' Collapsible Flat Rack Container						

*Payload subject to legal (local) road weight limitations